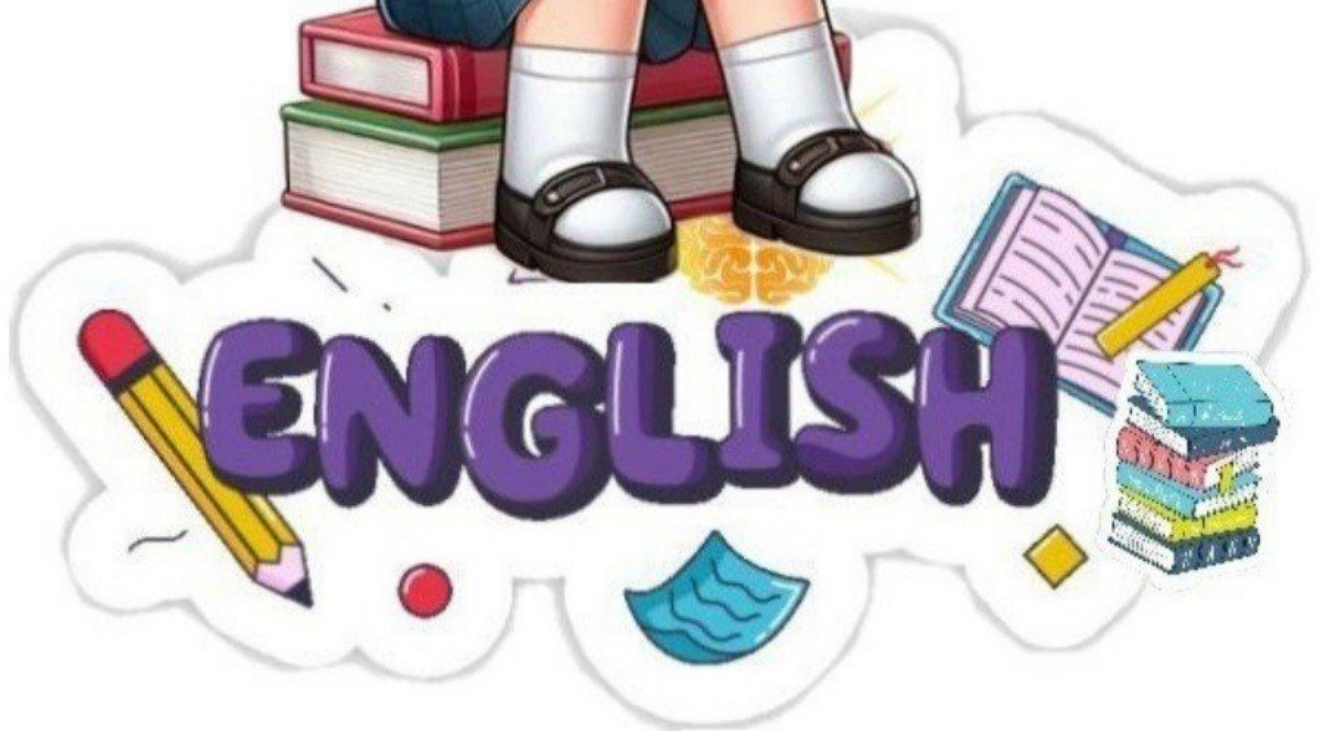




HOMEWORK





(2 times)

a-h

WRITE NO.
PAGE NO.
DATE :

a b c d
e f g h

a b c d
e f g h

English

WRITE - '0'
PAGE NO.
DATE :

Sight words

an

am

as

on

of

at

is

in

it

if

to

do

go

so

by

my

me

we

up

(2 times)

WRITE '0'
PAGE NO.
DATE :

at

sound

words

bat

mat

cat

hat

rat

fat

an

sound words

man

fan

pan

can

tan

van



Summer Holiday
Home - work

WRITE - O
PAGE NO.
DATE :

अ - अ :

अ - अ :

क - श - ष

क - श - ष

दो अक्षर वाले शब्द

1

जल

नल

फल

2

3

4

5

1

हल

बस

जरा

2

3

4

5

1 टब वन फन

2

3

4

5

1 सब हम मन

2

3

4

5

केवल दो अक्षर वाले पाँच शब्द लिखिए।

तीन अक्षर वाले शब्द

1 कमल महल मटर

2

3

4

5

1 नहर सड़क रबड़

2

3

4

5

1 पवन

हवन

गारम

2

3

4

5

1 शहर

पकड़

कड़क

2

3

4

5

तीन अक्षर वाले 5 शब्द लिखो ।

- 1
- 2
- 3
- 4
- 5

चार अक्षर वाले शब्द

1 नटखट पनघट बचपन

2

3

4

5

1 अलगर अदरक अचकन

2

3

4

5

वरगाद

थरमस

उपवन

1

2

3

4

5

शालराम

हलचल

झटपट

1

2

3

4

5

चार अक्षर वाले 5 शब्द लिखो ।



MATH

Summer Holiday Home-work

Counting (1-50)

Maths

Counting (51-60)

Counting (61-70)

Numbers names (1-10)

10 - Ten

11 - Eleven

12 - Twelve

20 - Twenty

13 -

Thirteen

30 -

Thirty

14 - Fourteen

40 - Forty

15 - Fifteen

50 - Fifty

Table of 2

(2 times)

Table of 3 (2 times)



EVS



Myself

- 1.) My name is _____
2. I am _____ years old.
3. I study in class _____
4. I am a _____ (boy / girl)
5. I live in _____

WRITE - '0'

PAGE NO.

DATE :

Paste pictures of 2 vegetables

Summer Holiday Homework

EVS

WRITE - '0'

PAGE NO.

DATE :

Paste pictures of your family members. and make family tree.

Paste pictures of 2 fruits

USE NO. DATE: / /

write full page.

WRITE "D"
PAGE NO.
DATE:

My name is _____

Parts of the body.

1. head

eyes

nose

2

3

4

5

1 lips

legs

ears

2

3

4

5


Q Name any five body parts

A.


Matching




Leg




head




nose



eyes



ear



lips



Activities Plant a tree

1. Plant a small tree / plant at home with the help of parents. Take care of the plant by watering it everyday. Observe its growth with love and responsibility. Kindly record a short video and share it to the class teacher.

DATE: _____

Feed the Birds.

- 2.
1. Keep some grains or seeds for birds in an open space (terrace / balcony / garden)
2. Keep water in a bowl
3. Refill it regularly and observe the birds.
4. Learn kindness and care towards living beings

Kindly record a short video and share it to class-teacher